SOLENO HYDROSTOR HS290 SYSTEM WITH PRETREATMENT UNIT

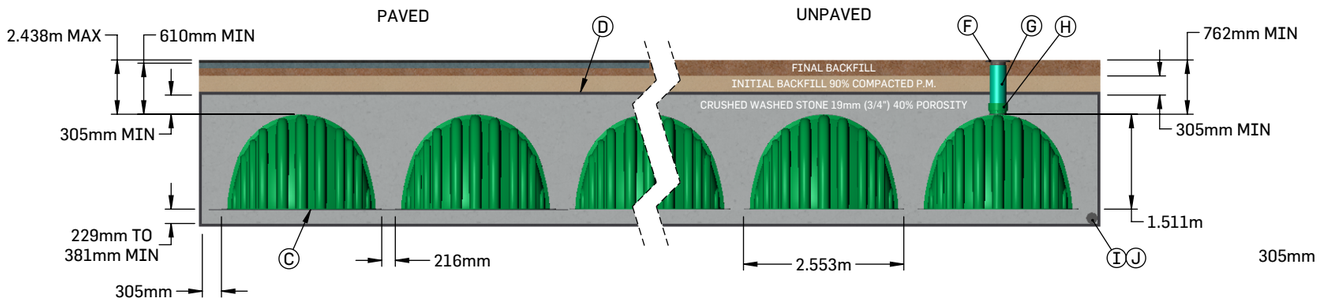

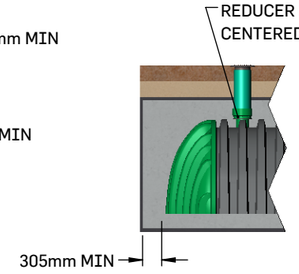

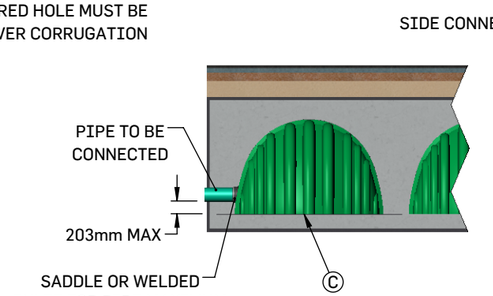

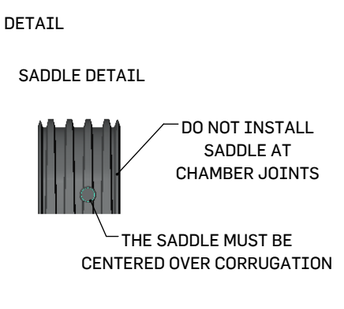

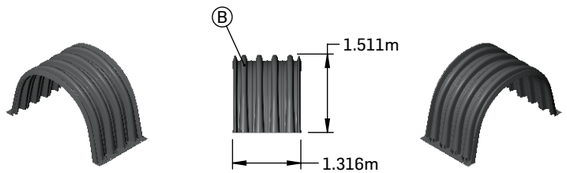

HYDROSTOR CHAMBER HS180

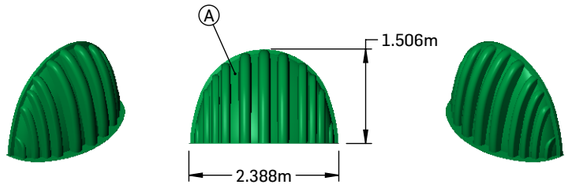

HYDROSTOR END CAP HS180

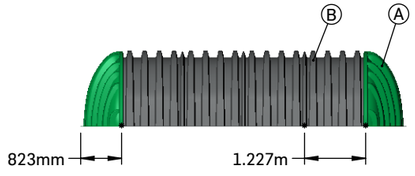

ASSEMBLED LENGTH

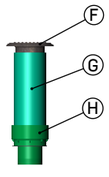

REDUCER 250mm - 200mm PVC FOR INSPECTION PORT



AJUSTABLE FRAME AND COVER 250mm

HYDROSTOR SYSTEM TYPE MODEL HS290

TOP VIEW



PART	DESCRIPTION
A	HYDROSTOR END CAP HS290
B	HYDROSTOR CHAMBER HS290
C	SCOUR PROTECTION WOVEN GEOTEXTILE 2006W
D	SOLENO TX-90 SEPARATION NONWOVEN GEOTEXTILE, ABOVE, UNDER AND ON THE SIDES
E	OUTLET SOLFLO MAX 1050mm (MAXIMUM AND OPTIONAL)
F	AJUSTABLE FRAME AND COVER 250mm (OPTIONAL)
G	PVC PIPE INSPECTION PORT 250mm (PROVIDED BY OTHER) (OPTIONAL)
H	REDUCER 250mm - 200mm PVC DR35 (OPTIONAL)
I	PERFORATED SOLFLO 150mm (OPTIONAL)
J	END CAP 150mm (OPTIONAL)
K	PRETREATMENT UNIT
L	INLET SOLFLO MAX 1050mm (MAXIMUM)

1. INSTALLATION MUST BE MADE IN ACCORDANCE WITH THE MANUFACTURER'S RECOMMENDATIONS.
2. SYSTEM IS DESIGNED TO WITHSTAND TRAFFIC LOAD CL-625 (CSA-S6), H-25 AND HS-25 (AASHTO).
3. HS290 CHAMBERS MUST BE MINIMALLY BACKFILLED WITH 305 mm OF CRUSHED STONE AND 305 mm OF GRANULAR MATERIAL COMPACTED AT 90% P.M.
4. THE SCOUR PROTECTION WOVEN GEOTEXTILE 2006W IS PROVIDED UNDER ALL CHAMBERS WITH WATER INTAKE (OVER A LENGTH OF 4.57m).
5. SITE DESIGN ENGINEER IS RESPONSIBLE FOR ENSURING THE SUITABILITY OF THE SUBGRADE SOILS FOR THE PROPOSED STORMWATER STORAGE SYSTEM.
6. BEDDING THICKNESS VARIES ACCORDING TO THE BACKFILL TOTAL HEIGHT AND THE BEARING CAPACITY OF THE SOIL IN PLACE.

THIS DOCUMENT IS THE PROPERTY OF SOLENO. IT MAY NOT BE REPRODUCED OR RETRANSMITTED TO ANYONE WITHOUT EXPLICIT WRITTEN CONSENT.