SOLENO HYDROSTOR HS290 SYSTEM WITH SETTLING ROW

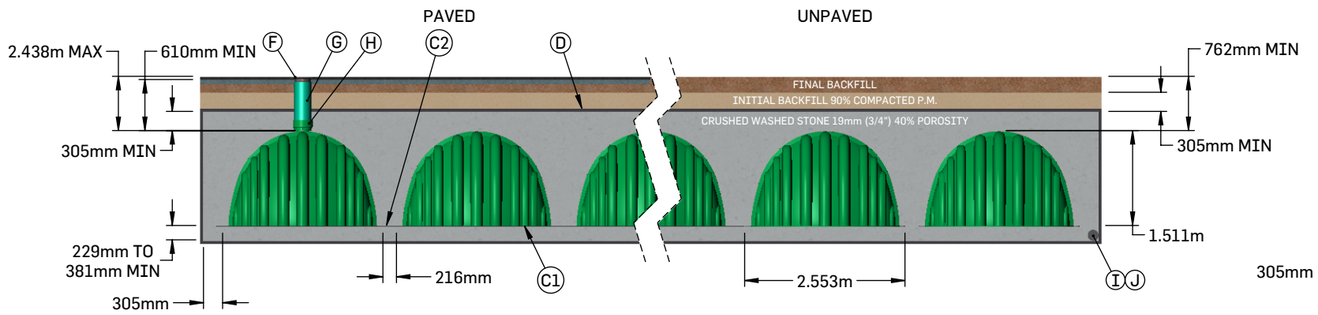

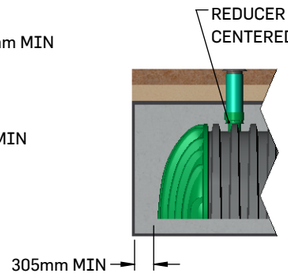

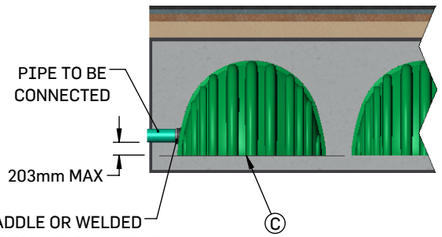

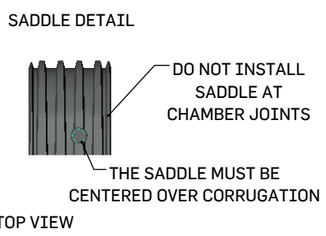

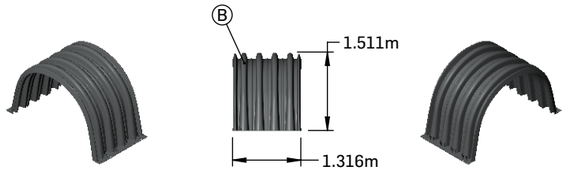

HYDROSTOR CHAMBER HS180

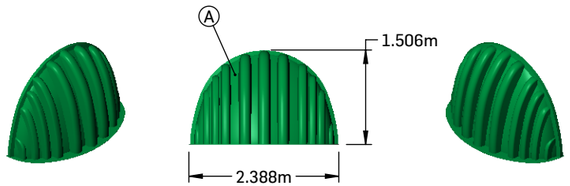

HYDROSTOR END CAP HS180

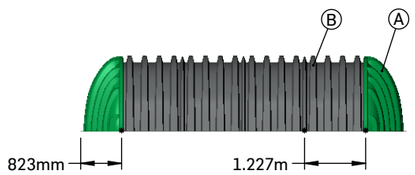

ASSEMBLED LENGTH

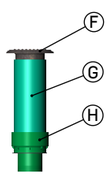

REDUCER 250mm - 200mm PVC
FOR INSPECTION PORT



AJUSTABLE FRAME
AND COVER 250mm

HYDROSTOR SYSTEM TYPE
MODEL HS290

TOP VIEW



PART	DESCRIPTION
A	HYDROSTOR END CAP HS290
B	HYDROSTOR CHAMBER HS290
C1	SCOUR PROTECTION WOVEN GEOTEXTILE 2006W
C2	SEDIMENTATION WOVEN GEOTEXTILE 2006W, 2 LAYERS UNDER THE ROW
D	SOLENO TX-90 SEPARATION NONWOVEN GEOTEXTILE, ABOVE, UNDER AND ON THE SIDES
E	OUTLET SOLFLO MAX 1050mm (MAXIMUM AND OPTIONAL)
F	AJUSTABLE FRAME AND COVER 250mm (OPTIONAL)
G	PVC PIPE INSPECTION PORT 250mm (PROVIDED BY OTHER) (OPTIONAL)
H	REDUCER 250mm - 200mm PVC DR35 (OPTIONAL)
I	PERFORATED SOLFLO 150mm (OPTIONAL)
J	END CAP 150mm (OPTIONAL)
K	PIPE SOLFLO MAX 300mm
L	ELBOW SOLFLO MAX 300mm
M	TEE SOLFLO MAX 300mm
N	CORRUGATED MANHOLE SOLFLO MAX 900mm (OPTIONAL)
O	INLET SOLFLO MAX 1050mm (MAXIMUM) (RECOMMANDED DIAMETER 600mm MIN)

1. INSTALLATION MUST BE MADE IN ACCORDANCE WITH THE MANUFACTURER'S RECOMMENDATIONS.
2. SYSTEM IS DESIGNED TO WITHSTAND TRAFFIC LOAD CL-625 (CSA-S6), H-25 AND HS-25 (AASHTO).
3. HS290 CHAMBERS MUST BE MINIMALLY BACKFILLED WITH 305 mm OF CRUSHED STONE AND 305 mm OF GRANULAR MATERIAL COMPACTED AT 90% P.M.
4. THE SCOUR PROTECTION WOVEN GEOTEXTILE 2006W IS PROVIDED UNDER ALL CHAMBERS WITH WATER INTAKE (OVER A LENGTH OF 4.57m).
5. SITE DESIGN ENGINEER IS RESPONSIBLE FOR ENSURING THE SUITABILITY OF THE SUBGRADE SOILS FOR THE PROPOSED STORMWATER STORAGE SYSTEM.
6. BEDDING THICKNESS VARIES ACCORDING TO THE BACKFILL TOTAL HEIGHT AND THE BEARING CAPACITY OF THE SOIL IN PLACE.

THIS DOCUMENT IS THE PROPERTY OF SOLENO. IT MAY NOT BE REPRODUCED OR RETRANSMITTED TO ANYONE WITHOUT EXPLICIT WRITTEN CONSENT.